

Unit Number	Unit Name	Theme / Topic Area	Listening Features	Speaking Strategies	Page
0	How do you spell that?	Looking over the course	Contractions	Confirmation: classroom English, asking questions	6
1	Can you open the window?	Asking people to do things	Linking sounds	Involvement: getting someone's attention	12
2	I like tea	Talking about likes and dislikes	Sentence stress	Confirmation: asking questions	18
3	She's studying	Talking about what people are doing	Weak vowels	Confirmation: asking for repetition	23
4	What's the date today?	Talking about dates, days and events	Sentence stress	Confirmation: asking questions	28
5	What do you mean?	Describing jobs	Weak vowels	Confirmation: asking for meaning	33
6	Where's my phone?	Describing location, objects in a room	Sentence stress	Shadowing	39
7	You're going to work?	Talking about future plans	Weak vowels	Confirmation: asking questions	45
Review 1		REVIEW	REVIEW	REVIEW	51
8	When do you have chemistry?	Talking about school schedules	Weak vowels	Confirmation: asking for repetition	54
9	I can cook!	Talking about things you can do	Sentence stress	Involvement: asking questions	59
10	It's next to the theater	Describing location	Linking sounds	Shadowing	65
11	What time do you get up?	Talking about everyday things	Sentence stress	Confirmation: asking for repetition	70
12	How many are there?	Fluency with numbers	Weak vowels in numbers	Shadowing	75
13	What did you do after school?	Talking about things you did	Blended sounds	Involvement: asking questions	80
14	It's black and white	Describing objects and animals	Linking sounds	Confirmation: asking for meaning	86
15	When does it start?	Asking questions	Weak vowels Guessing from grammar	Confirmation: asking for repetition	92
Review 2		REVIEW	REVIEW	REVIEW	98

Split Task Resources 102

Scripts 136

Vocabulary Notes 143

Unit 3

She's studying



01 Warming-Up

Look at the picture below. Look at the sentences below. Match the sentences to the letters in the picture.



1. Two students are working together.
2. A student is looking at a mirror.
3. A student is using a dictionary.
4. A student is asking the teacher a question.

Check your answers with a partner.

02 Warming-Up

Look at the picture above. Write two more sentences about the picture.

.....

.....

Now work with a partner. Don't show your partner your sentences. Read your sentences to your partner. How many sentences were the same? How many sentences were different?

Same Different

03 Getting the Basic Idea

Part 1: Look at each picture. Write down some key words for each picture. What are they doing? Where are they?



Part 2: Listen to the conversations. Write the number of each conversation beside each picture. There is one extra picture.



Part 3: Check your answers with a partner.

04 Getting Details

Listen again. Answer the questions.

Conversation 1

- a. How many people are talking?
- b. Why is Cathy studying?
- c. The girl is not studying. Why not?

Conversation 2

- a. How many people are talking?
- b. What are the boys doing?

Check your answers with a partner.



05 Practicing

Work with a partner.

Student A ➔ page 105
Student B ➔ page 128

06 Spotlight on Listening

In English there is a *weak* vowel.

NOTICE

Talk to you later.

Talk t(o) y(ou) later.

Hear It!

Listen to the sentences below. Circle the weak vowels.



1. Andy and Rob are here.
2. What are you doing?
3. See you later.
4. I beg your pardon?

Check your answers with a partner.

Use It!

Listen and complete the sentences below.



NOTE: The missing words in the last two lines might be difficult to hear but they are easy to guess.

1. She's going store.
2. He's studying listening music.
3. He's home.
4. Where going?

Check your answers with a partner.

07 Spotlight on Memory


Listen to the conversation. Try to remember the conversation. Practice with a partner.



08 Spotlight on Speaking

Part 1: Read the following.

If you don't hear or understand something, ask the person to say it again.



Part 2: Listen to the conversations once again. Write in the missing expressions.



1. A: Where's Cathy?
B:
A: Where's Cathy?
B: Oh, she's at home. She's studying...
2. A: Oh, yeah? They're there now?
B: Yeah. They're watching the game.
A:
B: The game. We're watching the game...

Check your answer with a partner.

09 Trying What You've Learned

Part 1: Work with a partner. Look at the picture. Write sentences for each letter.



- A A woman is going into the store.
- B
- C
- D
- E
- F
- G
- H
- I
- J

Check your answers with your teacher.

Part 2: Work with a partner. Tell your partner about your picture.

Student A> page 106
Student B> page 122

10 Using What You've Learned

Work with a partner.

Student A> page 109
Student B> page 124

11 Spotlight on Vocabulary

Do you know and understand these words and expressions? Check (✓) the boxes.

Yes / No

- ☐ ☐ library
☐ ☐ mirror
☐ ☐ different
☐ ☐ weak
☐ ☐ carry

Yes / No

- ☐ ☐ extra
☐ ☐ go into
☐ ☐ beside
☐ ☐ Pardon me?
☐ ☐ tied

If you don't know, write them down in the vocabulary notes section. The vocabulary notes section is at the back of this book.

12 At Home

Listen to Track 20. Answer the questions below.

- How many people are talking?.....
- What is he doing?.....
- What is his mother doing?.....
- What is his father doing?.....
- What is his sister doing?.....



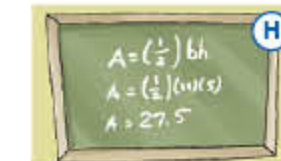
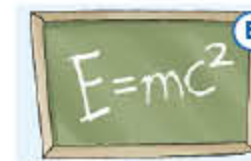
Unit 8

When do you have chemistry?

01

Warming-Up

Look at the following pictures. Write down expressions from the box under each picture.



- ◆ physics
- ◆ music
- ◆ history
- ◆ P.E.*
- ◆ chemistry
- ◆ drama
- ◆ geography
- ◆ math

* physical education

Work with a partner. Write down three more school subjects:

02

Warming-Up

Part 1: Look at the schedule below. Answer the questions.

- When is P.E.?.....
- When is English?.....
- When is music?.....
- When is chemistry?.....

	Monday	Tuesday	Wednesday	Thursday	Friday
1st Period	Math	English	Physics	Drama	Math
2nd Period	Music	Biology	Chemistry	English	Art
3rd Period	Free	Geography	Free	History	Free
4th Period	P.E.	History	P.E.	Geography	Biology

Check your answers with a partner.

Part 2: Work with a partner. Ask your partner the questions below.

Questions

1. Which subjects do you study?
2. What is your most difficult class?
3. What is your easiest class?
4. What is your hardest day?
5. What is your easiest day?
6. What class is the most interesting?

Partner's Answers

.....

.....

.....

.....

.....

.....

03 Getting the Basic Idea

Part 1: Look at each picture. Write down some key words for each picture. What are they doing? Where are they?



.....

.....

.....

Part 2: Listen to the conversation. Check (✓) the correct box.

Part 3: Check your answer with a partner.



04 Getting Details

Listen again. Write down when they have their classes.



Sally	Monday	Tuesday	Wednesday	Thursday	Friday
Morning	Math			P.E.	
Afternoon	English	Drama		Computer Science	

Yumi	Monday	Tuesday	Wednesday	Thursday	Friday
Morning	Math			P.E.	
Afternoon	English	Drama		Computer Science	

Check your answer with a partner.

05

Practicing

Work with a partner.

Student A page 107
Student B page 126

06 Spotlight on Listening

In English there is a *weak* vowel.

NOTICE

When do you have chemistry? >>> When d(o) y(ou) have chemistry?

Hear It!

Listen to the sentences below. Circle the weak vowels you hear.



1. Do you have geography?
2. Can you show me?
3. When do you have geography?
4. I need to find a friend for geography.

Check your answers with a partner.

Use It!

Listen and complete the sentences below.



NOTE: The missing words might be difficult to hear clearly but they are easy to guess.

NOTE: The weak vowels are often in words such as: prepositions, articles, auxiliary verbs, pronouns etc.

1. What classes have Tuesday?
2. say that again?
3. What classes have?
4. study library?

Check your answers with a partner.

07

Spotlight on Memory

Listen to the conversation. Try to remember the conversation. Practice with a partner.



08 Spotlight on Speaking

Part 1: Read the following.

If you don't hear or understand someone, ask the person to say it again.



Part 2: Look at the following expressions. People say these when they want to hear something again.

- | | | |
|--|---|--|
| <input type="checkbox"/> I beg your pardon? | <input type="checkbox"/> Pardon me? | <input type="checkbox"/> Pardon? |
| <input type="checkbox"/> Can you say that again? | <input type="checkbox"/> Sorry, what did you say? | <input type="checkbox"/> Could you say that again? |

Listen to the conversation again. What expressions do you hear? Check (✓) the boxes.

Check your answers with a partner.



09 Trying What You've Learned

Work with a partner.

Student A page 112

Student B page 127

10 Using What You've Learned

Part 1: In the space below, write down your own schedule this term.

	Monday	Tuesday	Wednesday	Thursday	Friday
Period					
Period					
Period					
Period					

Part 2: Work in groups. Describe your schedule to the group. Listen and write down your partner's schedule.

Partner 1

	Monday	Tuesday	Wednesday	Thursday	Friday

Partner 2

	Monday	Tuesday	Wednesday	Thursday	Friday

11 Spotlight on Vocabulary

Do you know and understand these words and expressions? Check (✓) the boxes.

Yes / No

- | | | |
|--------------------------|--------------------------|--------------|
| <input type="checkbox"/> | <input type="checkbox"/> | real |
| <input type="checkbox"/> | <input type="checkbox"/> | disappear |
| <input type="checkbox"/> | <input type="checkbox"/> | sound (verb) |
| <input type="checkbox"/> | <input type="checkbox"/> | show |
| <input type="checkbox"/> | <input type="checkbox"/> | term |

Yes / No

- | | | |
|--------------------------|--------------------------|------------------|
| <input type="checkbox"/> | <input type="checkbox"/> | Tuesday mornings |
| <input type="checkbox"/> | <input type="checkbox"/> | help |
| <input type="checkbox"/> | <input type="checkbox"/> | empty |
| <input type="checkbox"/> | <input type="checkbox"/> | P.E. |
| <input type="checkbox"/> | <input type="checkbox"/> | describe |

If you don't know, write them down in the vocabulary notes section. The vocabulary notes section is at the back of this book.

12 At Home

Listen to Track 46. Answer the question below.

- ◆ What classes do the students have on Tuesday?

Student A

Math

.....

.....

.....

English

.....

Student B

French

.....

.....

Break

.....



Unit 10

It's next to the theater

01 Warming-Up

Look at the words in the box. Match the words/expressions in the box to the pictures below. One picture has two words/expressions.



- a left
- b right
- c next to
- d between
- e beside
- f across from

02 Warming-Up

Look at the picture. Read the sentences below. Answer the questions.




1. Is the theater next to the supermarket? Yes / No
2. Is the Italian restaurant beside the coffee shop? Yes / No
3. Is the gas station across from the coffee shop? Yes / No
4. Is the library between the bank and the hotel? Yes / No
5. Is the coffee shop beside the hotel? Yes / No
6. Is the post office next to the bank? Yes / No
7. Is the gas station across from the bank? Yes / No

Check your answers with a partner.

03 Getting the Basic Idea

Part 1: Look at each picture. Write down some key words for each picture. What are the buildings? Where are they?



Part 2: Listen to the conversations. Write the number of each conversation beside each picture.

Part 3: Check your answers with a partner.

04 Getting Details

Listen again. Look at the street names below. Write the correct street into the box on each map above.

St. James Rd.

Fraser Rd.

Lacrosse Pl.

Pandora St.

Check your answers with a partner.

05 Practicing

Work with a partner.

Student A page 113

Student B page 131

06 Spotlight on Listening

Words often *link* together.

NOTE: This happens when a word ends with a consonant sound and the next word begins with a vowel sound. See unit 1.

NOTICE

It's across from a hotel.

It's across from a hotel.

Hear It!

Listen to the sentences below. Where do sounds link together? Mark where sounds link together.

1. The park is next to the library.
2. Yes, yes, there is. It's on St. James.
3. It's an old theater.
4. Yeah, that's it.

Check your answers with a partner.

Track
53

Use It!

Listen and complete the sentences below.

NOTE: Some of the missing words will have linking sounds.

1. there.
2. Fifth Avenue.
3. It's between hotel.
4. The bank gas station.

Check your answers with a partner.

Track
54

07 Spotlight on Memory


Listen to the conversation. Try to remember the conversation. Practice with a partner.

Track
55

08 Spotlight on Speaking

Part 1: Read the following.

Confirm understanding. Shadow the speaker. Repeat what the speaker says.



Part 2: Listen to the conversations again. Listen how the people confirm understanding. Write down what the people say.

Track
52

1. **B:** Yeah, it's on Pandora. The park is next to the library.
A:
B: Yeah. It's across from a hotel. I forget the name...
A:
2. **A:** Where is the post office?
B: It's on Fraser.
3. **A:** It's next to a café and a pizza place.
B:

09 Trying What You've Learned

Work with a partner. Student A, describe the picture to your partner. Student B, listen and shadow your partner.



For example:

A: The post office is next to the hotel on the left.

B: Next to the hotel on the left.

Useful Expressions

- ◆ on the right
- ◆ on the left
- ◆ next to...
- ◆ beside...
- ◆ across from...
- ◆ between...

When you finish, switch parts.

10 Using What You've Learned

Part 1: Work with a partner. Look at the list of stores and businesses. Think of four more stores or businesses.

- | | | | |
|--------------|--------------|-----------|---------------|
| ♦ restaurant | ♦ bank | ♦ hotel | ♦ post office |
| ♦ cafe | ♦ theater | ♦ library | ♦ supermarket |
| ♦ pet shop | ♦ drug store | ♦ school | ♦ gas station |
| ♦ | ♦ | ♦ | ♦ |

Part 2: Now work alone. Look at the map below. Write in five stores or businesses into your map. Don't show your partner.



Part 3: Now work with a partner. Tell your partner where your stores and businesses are. Listen and write down where your partner's stores and businesses are.

11 Spotlight on Vocabulary

Do you know and understand these words and expressions? Check (✓) the boxes.

Yes / No

- | | | |
|--------------------------|--------------------------|-----------------|
| <input type="checkbox"/> | <input type="checkbox"/> | shadow (verb) |
| <input type="checkbox"/> | <input type="checkbox"/> | repeat |
| <input type="checkbox"/> | <input type="checkbox"/> | on the right |
| <input type="checkbox"/> | <input type="checkbox"/> | You're welcome. |

Yes / No

- | | | |
|--------------------------|--------------------------|---------------|
| <input type="checkbox"/> | <input type="checkbox"/> | wait a minute |
| <input type="checkbox"/> | <input type="checkbox"/> | quite |
| <input type="checkbox"/> | <input type="checkbox"/> | drug store |
| <input type="checkbox"/> | <input type="checkbox"/> | fire station |

If you don't know, write them down in the vocabulary notes section. The vocabulary notes section is at the back of this book.

12 At Home

Listen to Track 56. Answer the questions below.



- What is the man looking for?
- Where is it?
- What is beside it?
- What is across from it?