

Unit 1 Time

1A 短篇對話

1 Warm-Up

- 這些是表達時間的不同方式，請將同樣的時間連在一起。

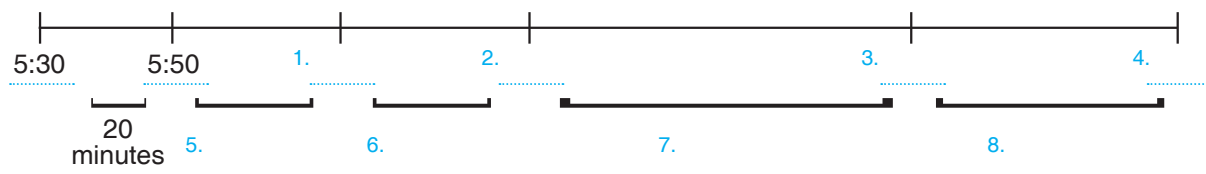
Here are some times expressed in different formats. Match the times that are the same.

- | | |
|---|-----------|
| Ten to six 1 ● | ● a 19:05 |
| A quarter past three in the afternoon 2 ● | ● b 06:35 |
| Half past five 3 ● | ● c 07:45 |
| Five past seven in the evening 4 ● | ● d 05:50 |
| A quarter to eight 5 ● | ● e 05:30 |
| Twenty-five to seven 6 ● | ● f 15:15 |



- 請將上述的時間依序填入下方時間軸的空格中（1-4）。

Write these times on the time line below.



- 每段時間的間距有多長？請於時間軸下方寫出所有時間的間距（5-8）。

How much time is there between these times? Write the time difference on each line.

Example: between 5:30 and 5:50 ---> 20 minutes

2 Listen & Check 1

Track 1, 2



- 請聽 MP3 並選擇適當的答案。

Tr 1



Q1. How many hours' sleep does she get a night?

- ① 4 ② 5 ③ 6 ④ 10

- 請與您的夥伴交換對答案。



- 請閱讀 150 頁的對話稿，您是否選出了正確答案？

Tr 2



Q2. How many minutes was her mistake on the train time?

- ① 10 ② 20 ③ 40 ④ 80



- Check with a partner.
- Read the transcript on page 150. Is your answer correct?

3 Exploring Natural Pronunciation

Track 3



- ◆ 由子音結束的單字，通常會與之後由母音開頭的單字連結在一起唸，這種發音方式比較容易。

Words ending with consonants often link when the next word starts with a vowel.
This is easier to pronounce.



- 請聽 MP3。
- Now listen.

get up → **ge tu**p

So you get up at 6:00? → **So you ge tu pat 6:00?**

missed it → **misse dit**

Does that mean I've missed it? → **Does that mea nl've misse dit?**

- 請練習說這些句子，先採用不連音的方式，接著再用連音的方式朗讀。

Practice these sentences. Say the sentences without linking. Say them with linking.

Practice

- 請看下列句子，先想想要如何連音，接著依序練習。

Look at the sentences below. Think about linking. Practice each sentence.

1. What time do you get up normally?
2. What time is it now?

4 Understanding Natural Pronunciation

Track 4



- 請看下列對話，聆聽 MP3 並填空。

Look at the conversation below. Listen to the conversation. Write in the missing words.

A: What the bus coming?
B: It 8:25.
A: What now?
B: 8:10.

- 請與您的夥伴交換對答案。

Check with a partner.

- 再聽一次，請問哪裡出現了連音？

Listen again. Where do the sounds link?

- 請與您的夥伴一同練習本對話。

Practice the conversation with a partner.

5 Listen & Check 2

Track 5, 6



- 請聽 MP3 並選擇適當的答案。

Tr 5



Q3. What time does he get up at the weekend?

① 5:30 ② 6:00 ③ 6:30 ④ 8:30

- 請與您的夥伴交換對答案。

Tr 6



Q4. How long does it take to get to the station?

① 52 minutes ② 28 minutes ③ 32 minutes ④ 44 minutes

- Check with a partner.

1 Warm-Up

- 請回答下列問題，當您回答完後，問您的夥伴。

Answer the following questions. When you finish, ask a partner.

- | | | |
|--|------------------------------|----------------------------------|
| | <input type="checkbox"/> You | <input type="checkbox"/> Partner |
| 1. Are you usually on time when you meet your friends? | Yes / No | Yes / No |
| 2. Do you have friends who are always late? | Yes / No | Yes / No |
| 3. Do you come to school early? | Yes / No | Yes / No |

2 Long Listening

Track 7



- 您將會聽到一篇長篇對話，請聽 MP3 並回答下列問題。

You will listen to a long conversation. Listen and answer the questions.



Orientation

Q5. What are these two people doing in this conversation?

- ① They are shopping together.
- ② They are meeting at a clock tower.
- ③ They are designing a boutique.
- ④ They are agreeing to meet.

- 請與您的夥伴交換對答案。

Check with a partner.



Specific Information

- 本題組包含 Q6 到 Q8 三題，請從以下六個選項中，選出適當的答案並填入空格。

There are three questions from Q6 to Q8. Choose the correct answers from the six choices to each question.

Time	Activity
Q6	Janice is wide awake
	The shops open
	Janice wants to meet
	Katie wants to meet
Q7	Janice starts work
Q8	The pool opens

- | | |
|-----------|------------|
| ① 6:00 am | ④ 10:30 |
| ② 10:00 | ⑤ 11:30 |
| ③ 10:15 | ⑥ 12:00 pm |

Q6. ① ② ③ ④ ⑤ ⑥

Q7. ① ② ③ ④ ⑤ ⑥

Q8. ① ② ③ ④ ⑤ ⑥



Inference

Q9. What do you think Janice's part-time job is?

- ① She works at Urban Jane's.
- ② She works at Slinky Sally's.
- ③ She is a jogging coach.
- ④ She is a swimming instructor.

• 請與您的夥伴交換對答案。 Check with a partner.



Trick Distractors

Q10. What does Janice do early in the morning?

- ① She feeds her dog.
- ② She goes shopping at Slinky Sally's.
- ③ She goes to the pool.
- ④ She exercises.

• Check with a partner.



Feelings

Q11. What is the relationship between Katie and Janice?

- ① Katie and Janice work together.
- ② Katie and Janice are not friends.
- ③ Katie and Janice are friends but like different clothes.
- ④ Katie and Janice are sisters and have been close all their lives.

• Check with a partner.



Prediction

Q12. When will Katie and Janice meet?

- ① before 10:15
- ② after 10:30
- ③ between 10:15 and 10:30
- ④ they will not meet



Read and Check

• 請翻到 150 頁，閱讀對話稿並對答案。

Now turn to page 150 and read the transcript. Check the answers.

• 請再次複習 Q5 到 Q12，檢視您的答案並思考下列問題。

Go over Q5 to Q12 and your answers. Think about the following questions.

1. With which questions can you be sure of your answers?
2. With which questions do you have to think?
3. With which question do you have to guess?



Listen and Check

- 請再次聆聽 Track 7，並同時閱讀 150 頁的對話稿。

Now listen to Track 7 again while you read the transcript on page 150.

- 請與您的夥伴一同檢查您對 Q12 的預測是否是正確的。

Check your prediction, Q12, with your partner.

3 Speaking Exercises



- 請與您的夥伴一同練習本對話。

Work with a partner. Practice the conversation.

- A:** Are you still OK for **tomorrow**?
B: Yeah. I'm fine.
A: Where do you want to meet?
B: How about **in front of the station**?
A: OK. That sounds good.

Use other expressions to make new conversations:

- Saturday / at the library**
- tonight / in front of the store**
- tomorrow night / by the bus stop**
- Friday / in the coffee shop**



- Work with a partner. Practice the conversation.

- A:** What time do you want to meet?
B: How about **9 o'clock**?
A: That's a little early. How about **10:00**?
B: **10 o'clock**. OK, sure.
A: See you then.

Use other expressions to make new conversations:

- 10 o'clock / 11:00 / 11 o'clock**
- 1 o'clock / 3:00 / 3 o'clock**
- 5 o'clock / 6:15 / 6:15**
- 4 o'clock / 6:30 / 6:30**

4 Final Listening

Track 7



- 將書本闔上並再聽 Track 7 一次。


Close your book. Listen to Track 7 again.


1c 短篇對話 & 回應


1 Warm-Up


- 請將圖片與單字連結以造句，題目已完成一句作為示範。

Make four sentences. Connect lines from the pictures to the words. One has been done for you.

1  • The play • leaves • at 10:00

2  • The bus • begins • at 19:15

3  • The race • opens • at 11:50

4  • The shop • starts • at 14:55

- 請與您的夥伴交換對答案。

Check with a partner.

2 Conversation Flow

Track 8

- 請與您的夥伴一同將對話依正確順序排列。

Work with a partner. Put this conversation in the correct order.

..... What time is it now?
..... About 3:00.
..... Oh, great. I haven't seen her in years. What time?
..... I think you'll find she's changed. At 5:00.
..... We're meeting Jenny this afternoon.

- 請聽 MP3，並核對答案。

Listen and check the answer.

- 請與您的夥伴一同練習本對話。

Practice this conversation with a partner.

What comes next?

Track 8



- 再聽一次 MP3，並選擇適當的回應語句。

Q13. Which line should come next in the conversation?

- ① Oh, I can't wait.
- ② Three plus five makes eight.
- ③ Great. Only three hours to go!
- ④ Which day are we meeting?

- 請與您的夥伴交換對答案。
Check with a partner.

3 Exploring Natural Pronunciation

Track 9



- ◆ 由子音結束的單字，通常會與之後由母音開頭的單字連結在一起唸，這種發音方式比較容易。

Words ending with consonants often link when the next word starts with a vowel.
This is easier to pronounce.

- 請聽 MP3。

Now listen.

this afternoon → **thi** safternoon

We're meeting Jenny this afternoon. → **We're meeting Jenny thi** safternoon.

it starts in → **it start** sin

It starts in ten minutes. → **It start** sin ten minutes.

- 請練習說這些句子，先採用不連音的方式，接著再用連音的方式朗讀。
Practice these sentences. Say the sentences without linking. Say them with linking.

Practice

- 請看下列句子，先想想要如何連音，接著依序練習。

Look at the sentences below. Think about linking. Practice each sentence.

1. What time is it now?
2. It's an interesting play.

4 Understanding Natural Pronunciation

Track 10



- 請看下列對話，聆聽 MP3 並填空。

Look at the conversation below. Listen to the conversation. Write in the missing words.

A: The train hour.
B: hour?
A: Yes. It
B: ! We need to hurry.

- 請與您的夥伴交換對答案。
Check with a partner.
- 再聽一次，請問哪裡出現了連音？
Listen again. Where do the sounds link?
- 請與您的夥伴一同練習本對話。
Practice the conversation with a partner.

5 Conversation Completion

Track 11, 12



- 請聽 MP3 並選擇適當的回應語句。

Tr 11 Q14. Which line should come next in the conversation?

- ① Do you think this play is going to start?
- ② Ten minutes? That's a short play!
- ③ Ten minutes! I really enjoyed it!
- ④ Ten minutes? We'd better take our seats then.

- 請與您的夥伴交換對答案。

Tr 12 Q15. Which line should come next in the conversation?

- ① Why do you want to leave it?
- ② We'd better hurry if we want to catch it.
- ③ It will be OK if we are there by 6:15.
- ④ Perhaps it will come back.

- Check with a partner.

1 Warm-Up

- 請從下方字彙中選出與婚禮相關的字彙。

Look at the following words. Check the words that are connected with weddings.

- | | | |
|---|------------------------------------|-----------------------------------|
| <input type="checkbox"/> bridesmaids | <input type="checkbox"/> honeymoon | <input type="checkbox"/> jail |
| <input type="checkbox"/> flower shop | <input type="checkbox"/> ring | <input type="checkbox"/> ceremony |
| <input type="checkbox"/> reception | <input type="checkbox"/> bride | <input type="checkbox"/> dog |
| <input type="checkbox"/> a minister or priest | | |



- 請回答下列問題。

Answer the following questions.

- Have you ever been to a wedding?
- If yes, who got married? When was it?

2 Long Listening

Track 13



Orientation

- 請聆聽獨白，並選出說話者提到的主題。選好之後，請回答 Q16。

Listen to the monologue. Check the topics that the speaker mentions.

When you finish, answer the question below.

- | | | |
|--|--|--|
| <input type="checkbox"/> the wedding dress | <input type="checkbox"/> a Rolls-Royce | <input type="checkbox"/> a choir |
| <input type="checkbox"/> the timing of the wedding | <input type="checkbox"/> the wedding reception | <input type="checkbox"/> divorce |
| <input type="checkbox"/> the weather | <input type="checkbox"/> the bridesmaids | <input type="checkbox"/> the honeymoon |
| <input type="checkbox"/> a Mercedes-Benz | <input type="checkbox"/> hymns | <input type="checkbox"/> having a baby |

Q16. Who is the speaker talking to?

- her father
- the minister
- her fiancé
- her mother

Checking the answer

- 請閱讀獨白中的這段文字。

Read this part of the transcript from the monologue.

Hi Mom, it's me. Sorry I missed you, but I'll call you back tomorrow. I just wanted to let you know, I was fitted for the wedding dress this morning and it's going to be perfect. It'll be ready tomorrow which is good because we still have two days before the wedding.

- 請核對 Q16 的答案。

Check your answer to Q16.

3 Understanding Test Questions: Trick Distractors

Track 13



- 請再聽一次 Track 13，並選出合適的答案。

Listen again. Choose the answer.

Q17. When is the fitting?

- ① today
- ② tomorrow
- ③ two days before
- ④ just before the wedding

- 請注意上述選項被運用在獨白中的方式。

Look at how the words in the choices are expressed in the listening passage.

Hi Mom, it's me. Sorry I missed you, but I'll call you back **tomorrow**. I just wanted to let you know, I was fitted for the wedding dress this morning and it's going to be perfect. It'll be ready **tomorrow** which is good because we still have **two days before the wedding**.

- 請比較下表左右的文字，左側是選項中的文字，右側是獨白中所使用的文字。

Compare the following lists. The choices are on the left, the words and expressions from the script are on the right.

- | | |
|----------------------------|-----------------------------|
| ① today | • <u>this morning</u> |
| ② tomorrow | • tomorrow |
| ③ two days before | • two days before |
| ④ just before the wedding. | • before the wedding |

正解 / The answer : ① today

- ★ 雖然其他選項中的文字與獨白所使用的文字相同，正確答案卻是使用與獨白相似的表達方式，而非一模一樣的文字。在這範例中，「this morning」和「today」的意思其實是相同的。

- ★ The other choices use the exact words from the listening. The answer uses an idea from the listening, but not the exact words. In this example, “**this morning**” has the same meaning as “**today**.”

- 以下是另一個例子，請先作答。

Here is another example. First, answer the question.

Q18. When should the guests arrive at the wedding?

- ① at 2:00
- ② just before 2:00
- ③ no later than half past one
- ④ at 4:30

- 請注意上述選項被運用在獨白中的方式。

Look at how the words in the choices are expressed in the listening passage.

The wedding is at 2:00, so everyone needs to arrive by 1:30. And Dad will bring me in just before 2:00. He's hired a Mercedes-Benz! The minister says it'll take half an hour, and I guess he should know. We're having two hymns, and there is going to be a choir. It's going to be wonderful! And then the reception is at 4:00, so please look after everyone before we arrive. I think we're going to arrive at 4:30 and stay till about 6:30 and then we'll leave you all to it and drive to the hotel. We're flying out the next morning, at 10:15 . . .

- 請從獨白中找出與選項相似或相同的用法，並填在空白處。

Find the words or expressions in the script that are used in each choice. Write them down in the space below.

- | | |
|-------------------------------|-------|
| ① at 2:00 | |
| ② just before 2:00 | |
| ③ no later than half past one | |
| ④ at 4:30 | |

正解 / The answer : ③ no later than half past one

- ★ 雖然其他選項中的文字與獨白所使用的文字相同，正確答案卻是使用與獨白相似的表達方式，而非一模一樣的文字。在這範例中，「no later than half past one」和「by 1:30」的意思是一樣的。
- ★ The other choices use the exact words from the listening. The answer uses an idea from the listening, but not the exact words. In this example, “no later than half past one” has the same meaning as “by 1:30.”

4 Doing Test Questions

- 請回答下列三個問題，並參照書後的錄音稿，找出三個與獨白相同的選項，再找出一個與獨白相似的選項。

Answer the three questions below by looking at the scripts at the back of the book. Find three choices that use exact words from the listening. Find one choice that uses the idea, but not the words from the listening.

Q19. Why is the bride-to-be so happy?

- ① because the minister says it'll take half an hour
- ② because she's going to have a baby next month
- ③ because they're having two hymns
- ④ because her husband-to-be is an excellent match for her

Q20. What does the speaker want?

- ① to be fitted for a wedding dress
- ② to postpone the wedding for two days
- ③ to get ready for tomorrow
- ④ to have a conversation with her mother

Q21. Where will the speaker be getting married?

- ① in a Mercedes-Benz
- ② at the reception
- ③ in a church
- ④ in the hotel

5 Making Trick Questions

- 現在換您設計考題，請先閱讀下列文字。

Now it is your turn to make a test question. First, read part of the script below to work with.

I think it's going to be such a happy honeymoon! Oh, Mom! I'm so happy! It's been two years now and he's still my perfect man. And we want to have a baby soon, next year if we can. And then more: two, three . . .

- 現在請參考下列選項並設計考題。

Now look at the choices and make a question.

Q22. ?

- ① start a family
- ② meet her perfect man
- ③ work for two years
- ④ travel next year if she can

Tip

請找出與獨白文字相同的選項並當作陷阱選項。您設計的考題必須能和正確答案相配，但不能使用與獨白相同的文字。

Find words and phrases in the text that are in the choices. These can be the “trick” choices. Your question should match the meaning of the answer but not the exact words.

6 Final Listening

Track 13



- 請閱讀 151 頁的錄音稿。

Read the transcript on page 151.



- 將書本闔上並再聽 Track 13 一次。

Close your book. Listen to Track 13 again.

Pair Work 使用說明

Pair Work – Student A

學生B 的對照頁數

1

學生A先唸出自己頁面上出現的對白讓學生B填入空格。

Unit
1

Exercise 1

For Student B → P. 17

1. Dictate your lines to your partner. Listen and write down what your partner says.
請將句子唸出來給您的夥伴聽，並聽寫對方的句子。
2. Practice the conversation with your partner.
請與您的同伴一起練習對話。

A: You start work at 9:00 and you finish at 6:00?

B:

A: So, you work eight hours a day?

B:

3. Use the information from the conversation. Answer the following question.
請依剛才對話得到的資訊來回答下列問題。

Q1 How many hours does he work a day?

① 7 ② 8 ③ 9 ④ 10

Pair Work – Student B

學生A 的對照頁數

Unit
1

Exercise 1

For Student A → P. 2

1. Dictate your lines to your partner. Listen and write down what your partner says.
請將句子唸出來給您的夥伴聽，並聽寫對方的句子。
2. Practice the conversation with your partner.
請與您的同伴一起練習對話。

A:

B: Yes. With an hour for lunch.

A:

B: No, I usually have one hour of overtime as well.

3. Use the information from the conversation. Answer the following question.
請依剛才對話得到的資訊來回答下列問題。

Q1 How many hours does he work a day?

① 7 ② 8 ③ 9 ④ 10

3

等學生A和B將對白組合成完整的對話後，兩人再一起回答問題。

2

學生B接著唸自己頁面上出現的對白讓學生A填入空格。

Pair Work – Student A

Unit
1

Exercise 1

For Student B → P. 17

1. Dictate your lines to your partner. Listen and write down what your partner says.
請將句子唸出來給您的夥伴聽，並聽寫對方的句子。
2. Practice the conversation with your partner.
請與您的同伴一起練習對話。

A: You start work at 9:00 and you finish at 6:00?

B:

A: So, you work eight hours a day?

B:

3. Use the information from the conversation. Answer the following question.
請依剛才對話得到的資訊來回答下列問題。

Q1 How many hours does he work a day?

- ① 7 ② 8 ③ 9 ④ 10

Unit
1

Exercise 2

For Student B → P. 17

1. Dictate your lines to your partner. Listen and write down what your partner says.
請將句子唸出來給您的夥伴聽，並聽寫對方的句子。
2. Practice the conversation with your partner.
請與您的同伴一起練習對話。

A: I exercise for 45 minutes a day.

B:

A: Yes, I never miss a day.

3. Use the information from the conversation. Answer the following question.
請依剛才對話得到的資訊來回答下列問題。

Q2 How much exercise does she get a week?

- ① 5 hours and 50 minutes
② 5 hours
③ 5 hours and 15 minutes
④ 6 hours and 45 minutes