



PERFACE

Today, more and more companies are expanding their businesses overseas. In order to do so, employees need to be able to communicate with business partners, including coworkers, customers, and suppliers, in other countries. This book is designed for professionals and students in vocational schools and colleges to help them develop the language skills needed to succeed in a global work environment.

In addition to possessing strong language skills, a successful international businessperson needs to understand the nuances of formal, semi-formal, and casual business communication. This book includes training on how to compose emails in a number of different styles and, in addition, provides valuable information on how best to conduct business in a global context, using several culture-specific examples. After completing this book, learners will have a thorough understanding of global business practices, guaranteeing them success in their future careers.

The Structure of a Business Email

A good business email typically has seven parts. Using this structure will ensure your email is professional and easy to understand. In this course, you will learn how to write the different parts of a good business email.

The screenshot shows an email client interface with the following structure:

- To:** carolharper@abcnewyork.com
- Subject:** ❶ Request for appointment to discuss exhibition
- Body:**
 - ❷ Dear Ms. Harper,
 - ❸ I hope that all is well with you. I am writing to request an appointment to discuss the planned exhibition in New York.
 - ❹ As you know, the deadline for product selection is soon, so we would appreciate it if you could meet us to discuss the layout of the exhibition. In particular, we would like to reach a final decision on which products you want to display. If possible, we would like to meet with you before the end of this month.
 - ❺ Thank you very much for your consideration. I am looking forward to your response.
 - ❻ Best regards,
 - ❼ Robert Holly

❶ *Subject Line*

The subject line should give the reader a clear idea of the contents of the email before they actually open the mail, but it needs to be short. (See page 61 for more information.)

❷ *Salutation*

The salutation is a greeting that needs to be appropriate for the level of formality of the email. (See pages 20 and 76 for more information.)

❸ *Opening Paragraph*

The opening paragraph includes a friendly comment and explains purpose of the email. (See pages 28 and 117 for more information.)

❹ *Body*

The body is the main content of the email. It can be divided into paragraphs, but should not include too much information. (See pages 44 and 53 for more information.)

❺ *Closing Paragraph*

The closing paragraph contains another friendly comment and may suggest next actions. (See pages 69 and 109 for more information.)

❻ *Valediction*

The valediction is the words we use to end the email, and it should be appropriate to the level of formality. (See page 36 for more information.)

❼ *Your Name*

There are different ways to write your name, depending on the level of formality. (See page 12 for more information.)

Level of Formality: Choosing between Formal, Semi-Formal, and Casual

When communicating in business, it is important to consider the level of formality. Using very casual language with a senior member of staff can make you sound unprofessional, whereas using very formal language with a coworker can make you sound unfriendly. So how do you choose the correct level of formality?

Business writing can be divided into three types:

- **FORMAL WRITING:** This is very polite and respectful, but can seem unfriendly if we are communicating with people we are close with.
- **CASUAL WRITING:** This is natural and friendly, and it sometimes resembles spoken English. However, it can seem disrespectful if we are communicating with very senior or important people.
- **SEMI-FORMAL WRITING:** This is a balance between the two other types and is most commonly used in business situations. It is polite and respectful but at the same time friendly.

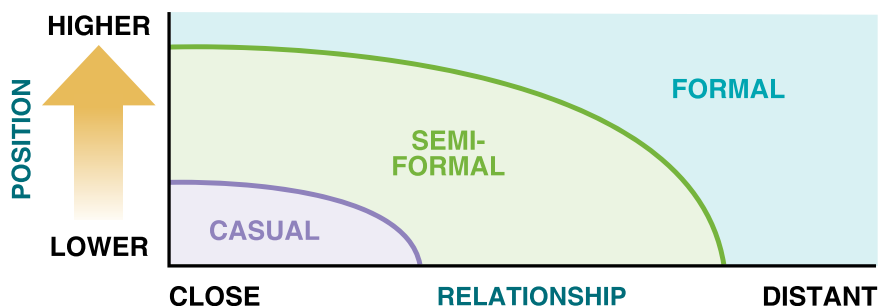
To choose the correct level of formality, think about these two questions:

1. What is your relationship with the other person?

How well do you know them? If you know each other well, you have a “close relationship.” If you have never met or you barely know each other, you have a “distant relationship.”

2. What is the position of the other person?

Is the person junior or senior to you, or at the same level as you?



If you are ever unsure which of the three types to use, it is safer to use a semi-formal tone because this is appropriate for most business situations. However, think carefully about the content of your message. For example, if you are discussing a very serious topic or making a difficult request, you may want to use a more formal tone.

In this course, you will learn formal, semi-formal, and casual expressions for different types of email. However, remember to choose an appropriate level of formality before writing your email.



CONTENTS

UNIT 1 Introducing Yourself 6

UNIT 2 Introducing Companies 14

UNIT 3 Explaining Your Role 22

UNIT 4 Introducing Products 30

UNIT 5 Checking Information 38

UNIT 6 Giving Your Opinion 46

UNIT 7 Making Requests 54

UNIT 8 Asking Permission 62

UNIT 9 Extending Invitations 70

UNIT 10 Making Appointments 78

UNIT 11 Canceling and Rescheduling 86

UNIT 12 Describing Locations 94

UNIT 13 Looking after a Visitor 102

UNIT 14 Making a Phone Call 110

UNIT 15 Taking Messages 118

Supplementary Worksheets 127

© COSMOS CULTURE LTD
Useful Vocabulary List 143

Introducing Yourself

Key Words and Phrases

business
administration
assign to
belong to
coworker
department
employee
graduate from
major in
marketing
orientation
recruit
senior
social media



Learn how to introduce yourself to coworkers and business contacts.

1 Vocabulary

Match the underlined words to the meanings.

- _____ ① I majored in English literature at university.
- _____ ② I started a new job and my new coworkers bought me lunch.
- _____ ③ She recently started working in the IT Department.
- _____ ④ I have been assigned to the sales team.
- _____ ⑤ "Nice to meet you." "Same here."

☐ A the people you work with

☐ D give someone a job or position

☐ B part of a company

☐ E I feel the same way

☐ C studied



2 Listening



Listen to the conversation and choose the correct answer to each question.

- _____ 1 Who is Tom?
☐ A Miyuki's manager ☐ B Miyuki's coworker ☐ C Miyuki's friend ☐ D Miyuki's professor
- _____ 2 Which area does Tom work in?
☐ A Recruitment ☐ B Manufacturing ☐ C Finance ☐ D Computing
- _____ 3 When did Miyuki graduate?
☐ A Three years ago ☐ B Two years ago ☐ C Last year ☐ D This year
- _____ 4 What was Miyuki's major?
☐ A Marketing ☐ B Media ☐ C Accounting ☐ D Business Administration

3 Conversation



Practice the conversation with your partner.

- Tom** Hello. Are you new?
- Miyuki** Yes, my name is Miyuki Hara.
- Tom** It's nice to meet you. I'm Thomas Davies, but please call me Tom.
- Miyuki** Nice to meet you, too, Tom. Which department do you work in?
- Tom** I belong to the Accounting Division. How about you?
- Miyuki** I work in the Marketing Department. I have been assigned to the Social Media Team.
- Tom** Sounds interesting. So did you graduate this spring?
- Miyuki** Yes, I graduated from Florida State University.
- Tom** What did you study?
- Miyuki** I majored in Business Administration.
- Tom** Great. Well, I'd better get back to work. My coworkers are waiting for me. It was nice talking with you.
- Miyuki** Same here.



4 Useful Expressions

Complete the expressions with words from the conversation.

☒ = formal ☒ = semi-formal ☒ = casual

Telling people your name

- **My name is** Miyuki Hara.
- **I'm** Thomas Davies.
- **Please** ① _____ **me** Tom.

Greeting someone for the first time

- ☒ It's a pleasure to meet you.
- ☒ It's ② _____ to meet you.
- ☒ Good to meet you.

Telling people about your job







- I ③ _____ **to** the Accounting Division.
- **I work in** the Marketing Department.
- **I have been** ④ _____ **to** the Social Media Team.

Telling people about your university

- I ⑤ _____ **from** Florida State University.
- **I studied** Business Administration.
- **I majored in** Economics.

5 Speaking

Make conversations for the people in the chart below. Use the conversation above to help you.

	Conversation 1	Conversation 2	Conversation 3
A	 <ul style="list-style-type: none"> • Elizabeth Brown (Liz) • HR Department 	 <ul style="list-style-type: none"> • Jonathan Thompson (John) • Sales Division 	 <ul style="list-style-type: none"> • Katherine Black (Kate) • R&D Department
B	 <ul style="list-style-type: none"> • Allen Smith • IT Department 	 <ul style="list-style-type: none"> • Michelle Jones • Legal Department • Contracts Team 	 <ul style="list-style-type: none"> • Shelly Wilson • Sales Department • Online Sales Team

6 Reading

02

Read the article and choose the correct answers to the questions.

My first week at Google

So I am officially a “Noogler,” a new **hire** at Google!

On Monday, I arrived at the campus and went to orientation to create my log-in details and have my photo taken for my employee ID. There was a long line of people waiting, but it was fine because there were some musicians playing for us! I introduced myself to some other new recruits. Some, like me, had just graduated from college, but others were moving to Google from other jobs.

We had two days of orientation, on Tuesday and Wednesday, where we learned all about working for Google – and we also got to eat at some of the great restaurants on campus.

After orientation, I was assigned a mentor – a senior coworker from my department. She took me to my desk and introduced me to the rest of our team. They were all really friendly. I’m looking forward to working with them.



- _____ 1 What is the article mainly about?
- ☐ A Looking for a new job ☐ B Applying for a new job
- ☐ C Starting a new job ☐ D Helping a new recruit
- _____ 2 What did the writer NOT do on her first day?
- ☐ A Talk with other new employees ☐ B Set up her username and password
- ☐ C Get a picture taken ☐ D Meet her team members
- _____ 3 What did the writer do before working at Google?
- ☐ A She worked for another company. ☐ B She was a university student.
- ☐ C She was a musician. ☐ D She worked in a restaurant.
- _____ 4 In the article, the word “**hire**” in paragraph 1, line 1, is closest in meaning to
- ☐ A manager ☐ B recruit
- ☐ C mentor ☐ D training

7 Example Business Email

Read the **SEMI-FORMAL** email that Miyuki sent to introduce herself to her new coworkers. Check (✓) the topics she includes.

☐ age ☐ department ☐ hobbies ☐ hometown ☐ team ☐ university course

To: allstaff@pc-news.com

Subject: Nice to meet you all!

SEMI-FORMAL

Hello everyone,

I hope you are well.

My name is Miyuki Hara. I recently joined the Marketing Department, and I have been assigned to the Social Media Team. **Let me tell you about myself.** Prior to joining PC News, I graduated from college with a degree in Business Administration. Outside of work, I enjoy playing tennis and watching movies. I am really excited to be working here and I will try my best to learn quickly!

Please let me know if there is anything I can do for you. I am looking forward to working with you all.

Best regards,
Miyuki



8 Essential Email Expressions

Write **F** (formal), **S** (semi-formal), or **C** (casual) next to each expression in the chart.

Greeting people

_____ ① Hello everyone,

_____ ② Dear all,

_____ ③ Hi guys,



Opening pleasantries

_____ ④ How's it going?

_____ ⑤ I hope you are well.

_____ ⑥ I hope this email finds you well.



Introducing yourself

_____ ⑦ Let me tell you about myself.

_____ ⑧ Please allow me to introduce myself.

_____ ⑨ Here's a little about me.



Offering help

_____ ⑩ Please do not hesitate to contact me if . . .

_____ ⑪ Please let me know if . . .

_____ ⑫ Please feel free to ask if . . .



9 Writing Task 1

Choose the correct words and expressions to complete this **FORMAL** email from Miyuki to James Edwards, manager of the Sales Department.

To: j.edwards@pc-news.com

Subject: Introduction

FORMAL

1 Dear James / Dear Mr. Edwards,

2 I hope you are / I hope this email finds you well.

My name is Miyuki Hara. I recently joined the Marketing Department, and I have been assigned to the Social Media Team. 3 Please allow me to introduce myself / Let me tell you about myself. Prior to joining PC News, I graduated with a degree in Business Administration.

4 Please do not hesitate to contact me / Please feel free to ask if there is anything I can do for you. I am looking forward to working with you.

Sincerely,
Miyuki Hara



BUSINESS WRITING TIP

Writing Your Name

You should always write your first name at the end of an email. It is not natural to only write your family name.

Contacting people for the first time:

Formal, Semi-Formal → James Edwards (first name then family name)

Casual → James (first name only)

Contacting people you already know:

Formal → James Edwards (first name then family name)


Semi-Formal, Casual → James (first name only)

10 Writing Task 2

Choose the correct words and expressions to complete this **CASUAL** email from Miyuki to some coworkers that joined the company at the same time as she did.

To: j.smith@pc-news.com, v.braun@pc-news.com, r.tanaka@pc-news.com

Subject: Nice to meet you!



1 Dear all / Hi,

2 I hope this email finds you well. / I hope everyone is doing well.

My name's Miyuki Hara. I recently joined the Marketing Department and I've been assigned to the Social Media Team. 3 Let me tell you about myself / Here's a little about me. Before I joined PC News, I graduated with a degree in Business Administration. Outside of work, I enjoy playing tennis and watching movies.

4 Please let me know / Please feel free to ask if there's anything I can do for you. I'm looking forward to working with you.


Best,
Miyuki

11 Writing Task 3

Imagine that you just joined the Marketing Department at PC News. Write a **SEMI-FORMAL** email to introduce yourself to your new coworkers.

To: allstaff@pc-news.com

Subject: Nice to meet you all!



1 _____,

I hope 2 _____.

My name is 3 _____. I recently joined the Marketing Department, and I have been assigned to the Social Media Team. Let me 4 _____ myself. Prior to joining PC News, I 5 _____ with a degree in 6 _____. Outside of work, I enjoy 7 _____ and 8 _____. I am really excited to be working here and I will try my best to learn quickly!

Please 9 _____ if there is anything I can do for you. I am looking forward to working with you all.

Best regards,

10 _____