

Three Billy Goats Gruff


三隻小羊



Before you tell the story 說故事之前

1

首先對學生說明你將要說一個有關三隻小羊的故事，並問問他們知不知道一些與山羊相關的知識。(Can you tell something about goats?)



2

以下是有關山羊的一些背景知識：

山羊最早生長在深山裡，牠們在岩石上跳來跳去覓食，但很難找到青草當作食物，不過牠們的個性堅毅，從不輕言放棄；山羊頭上的角可以用來對付敵人，因此牠們無所畏懼，雖然山羊的脾氣不是太好，但牠們真正愛的是青草喔！。

The earliest goats lived in the mountains. They would jump from rock to rock and had a hard time looking for grass to eat. But they were very stubborn and didn't give up so easily.

And they had horns to fight their enemies. So they were not scared!
And though they can be mean,
what they really like is grass!



3

歌曲教唱




(Tune: Twinkle Twinkle Little Star)

Goats eat grass
And goats eat weeds
Vegies are all a little goat needs.
They don't eat cookies,
They don't eat cheese.
Goats eat grass and goats eat weeds
Vegies are all a little goat needs.




- 4 在故事中小羊的名字都是「Gruff」（哥拉夫），這是三隻小羊的姓，問問學生知道自己姓什麼嗎？（*Do you know your family name?*）
故事裡的三隻小羊是「billy goat」，也就是「公羊」的意思。

- 5 在這個故事裡有三位山羊兄弟，外表大小都不相同，分別是小型、中型和大型（*small, medium, and large*），請用實物，例如碗、瓶子、衣服等，對學生示範說明大、中、小的差異。



- 6 可利用厚紙板、繩子和一點毛線做一個山羊木偶，做為上課的示範道具。





Three Billy Goats Gruff 三隻小羊

(Tune: *Five Little Birds*)

Three Billy Goats
Small, medium and large
Crossed the river
to get some grass.
But under the bridge
there was a troll
Who wanted to catch
And eat them all.

Three Billy Goats,
named Gruff, wanted to eat
some of the grass across the
river.

To cross the river they
had to go over a bridge.
Under the bridge there
lived a troll who was
always hungry. So first
of all the small Billy Goat

Gruff walked over the bridge. “Trip, trap, trip, trap, trip!”

“Who’s that walking on my bridge?” said the troll.

“Oh, it’s me, the small Billy Goat Gruff. I am going up to
the hillside to make myself fat.”

“I want to eat you,” said the troll.

“Oh, no! Don’t eat me,” said the small billy goat.

“I am small. Eat the second Billy Goat Gruff. He’s bigger,
taller and fatter.”

“All right,” said the troll and went back under his bridge.



A little later the medium Billy Goat Gruff crossed the bridge.

“Trip, trap, trip, trap, trip!”

“Who’s that walking on my bridge?” said the troll.

“Oh, it’s me, the medium Billy Goat Gruff,” said the billy goat.

“I want to eat you,” said the troll. “I’ve heard that you are bigger, taller and fatter.”

“That’s true, but don’t eat me. Eat the large Billy Goat Gruff. He’s much bigger, much taller and much fatter.”

“All right,” said the troll and went back under his bridge.

Just then came the third Billy Goat Gruff.


“Trip, trap, trip, trap, trip!”

“Who’s that walking on my bridge?” said the troll.

“It’s me! The large Billy Goat Gruff,” said the billy goat.

“I want to eat you. You are much bigger, much taller and much fatter,” said the troll.

“Yes, and I am much stronger too!” said the third Billy Goat Gruff, and with that he pushed the troll into the water and was never seen again.



3

Vocabulary 字彙

Goats have horns 山羊有長角

學習重點

✦ 單字：small、medium、large、trip、troll、bridge、grass、river。

準備教具

- ✦ 準備一大張貼在牆上的單字表在課堂上使用。
- ✦ 為每一位學生準備一份 story pocket 的複本，以及著色用具。

1 複習故事中學到的單字，把這些單字寫在大張的單字表上。

2 學習一些山羊特徵的單字。




3 還有哪些動物有長角？角的功能又是什麼？(Which other animals have horns? What are they for?) 與學生討論。



單字表

- 4 把畫著山羊的 story pocket 發給學生，讓學生們著色，或是在下方空白寫下前面學習的單字。



story pocket：提供給學生著色或創作

教師用：

- 1 將此處提供的 story pocket 範本複印至 B5 大小的紙張。
- 2 從中間對摺，而後將左右兩側分別釘起來。
- 3 將製作好的 story pocket 黏貼在牆上，讓學生將自己的 story pocket 放入。

學生用：

將此處提供的 story pocket 複印給學生，讓他們為圖案著色，或將自己的創作記錄在下方空白區域（教師可視情況彈性運用空白區域）。

4 Crafts 勞作

A Mask making 製作面具

學習重點 + 製作面具的步驟及需要使用的工具。

準備教具 + 上面寫著面具製作步驟的紙條。
+ 為每個學生準備厚紙板、剪刀、麥克筆、膠水或膠帶。

1 把製作山羊面具的厚紙板、剪刀、麥克筆、膠水或膠帶發下去。

2 依照以下步驟製作山羊面具。準備如下方寫著製作說明的長紙條。

① Cut out the mask.

② Color the mask.

③ Stick both ends together.

3 對學生說明並複習面具的步驟。

4 使用剪刀和膠水時，再複習一次前言提供的勞作歌曲。(見P.XX)



B Make a troll 製作怪獸

學習重點 + 學習用來形容怪獸的字彙。

準備教具 + 為每位學生準備麥克筆、紙或是畫著怪獸的圖畫紙、剪刀和膠水。


1 怪獸有哪些與眾不同的特徵？討論怪獸有些什麼？能做些什麼？喜歡什麼？

(What are special characteristics of trolls?)

Discuss what trolls have, can do and like.)

- They have long hair. 他們有長頭髮。
- They have tails. 他們有尾巴。
- Some are very big. 有些很巨大。
- They walk on fours. 用四肢行走。
- They are terribly dirty and stinky. 他們身上又髒又臭。
- They like to eat people. 他們嗜食人肉。
- Usually they are pretty dumb (and do not know what is right or wrong). 他們通常智商很低（是非不分）。



2 歌曲教唱  07

Trolls are big
And trolls are strong.
Their eyes are small.
Their noses are long.

Trolls eat people,
Yes it's true.
So you'd better be careful
That they won't eat you!



3 先讓學生自己畫出怪獸，或是將此處提供的怪獸圖畫複印並發下去，再把怪獸人偶裝飾一下，請他們為大家介紹自己所做的怪獸 (Introduce and describe your trolls)。



C Make a bridge 做一座橋

學習重點

+ 練習介系詞

準備教具

- + 幫每位學生準備白紙、綠紙、厚紙板、色筆、剪刀和膠水。
- + 上面寫著製作步驟的紙條。


1 用介系詞描述三隻小羊的行為，並強調介系詞的正確用法，可用歌曲教唱方式強調。



Up and down
Round and round
Put your fingers **on** the ground
Over and **under**
In between (*put your hands behind your back*)
Now they can't be seen!



2 畫一張地圖如下，標出山羊、怪獸、山丘、草地、河流和橋樑的位置。



3 看著地圖，用介系詞讓學生回答以下問題：

under behind over on across

Q: Where is the bridge?

A: The bridge goes **across** the river.

Q: Where is the goat?

A: The goat is **on** the bridge.

Q: Where is the big Billy Goat Gruff?

A: He is **behind** the medium goat.

Q: Where is the troll?

A: The troll is **under** the bridge.

Q: How do the goats get to the grass?

A: They walk **over** the bridge.

4 用紙做出一座橋：為每一位學生準備白紙（畫地圖用）、綠紙（作為草地）、厚紙板、色筆、剪刀和膠水。準備如下方寫著製作說明的長紙條，讓學生畫出自己的地圖，並用厚紙板做出一座橋。

① Draw a river in the middle of the paper.

② Stick grass on both sides.

③ Make a bridge out of cardboard across the river.

④ Draw the goats and troll.



- 5 新增活動：帶一些青草到教室也頗有趣，把草種在盆子裡，讓學生用剪刀修剪。

5 Game for story comprehension 幫助了解故事的遊戲

Who can cross the bridge? 誰能穿過橋？

- 學習重點** + 複習故事中出現過的句型。
- 準備教具** + 要問學生的問題和上面寫上一、二、三的。

- 1 在白板上畫出遊戲路線圖。
- 2 走到斜線框時學生必須回答問題，如果他們答得出問題就能繼續前進，如果答不出來，就必須退回原來的位罝。



3 如果他們走到巨人那一格，就必須回到起點重新開始。

Sample questions 遊戲問題範例

Q: What do the goats say they want to do?

A: "We want to eat grass."

Q: What does the troll say he wants to do?

A: "I want to eat you."

Q: What do the goats do?

A: They walk across the bridge.

Q: What do the small goats say?

A: "Don't eat me! Eat my brother!"

Q: What does the big goat do?

A: Push the troll in the water.


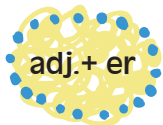
6

Grammar 文法

Compare 比較

學習重點 + 形容詞比較級「-er」。

- 1 對學生說明在比較兩樣事物的時候，我們通常會在形容詞後面加 -er，再利用歌曲來增加學生印象：



可以再用其他形容詞代換做練習。

- 2 找兩位學生請他們把山羊面具戴上，再比較兩個人的不同特徵，例如：

- He is tall, but she is taller. 「他很高，可是她更高。」
- She is happy, but he is happier. 「她很開心，可是他更開心。」

- 3 接著準備一張桌子和兩把椅子，讓兩個學生面對面坐著，手肘放在桌上，彼此互握右手，將左手放在身後，問問其他同學兩人誰比較強壯 (Who is stronger?)，倒數計時開始比腕力，比完後舉起贏家的手。



Who's stronger?

7 Phonics 發音

Unit 1

Three Billy Goats Gruff 三隻小羊

Goats and trolls: long o, short o and r-blends 山羊與怪獸：長音 o、短音 o 以及 r 的混合音

學習重點 + o 的發音、r 的混合音

準備教具 + 十份紙做的草堆，背面黏上磁鐵。

1 在學生熟悉之前的課程內容與文字之後，教他們分辨長音 o (goat) 和短音 o (troll) 的不同。

2 練習以下單字：

長音 o : coat nose road boat show so no go

短音 o : doctor ox orange box lot

3 等學生能分辨長短音的不同後，帶著他們玩遊戲：

在黑板上畫一座橋，在橋的兩端分別黏上五株草，把班上學生分成兩組，只要其中一組能分辨出老師唸的長音 o 和短音 o，便能贏得另一隊的一株草。

4 r 的混合音：

① 複習故事裡的 r 音，可把以下範例寫在黑板上：

grass gruff bridge trip troll

② 接著再學其他有 r 音的單字，也把以下這些單字寫在黑板上：

bring train tree free try cry green grow

③ 接著再問問學生知不知道其他有 r 音的單字，讓他們分辨「gr-」和「tr-」開頭的單字，並分成兩隊玩前面玩過的贏對方草的遊戲。

8

Story theater 戲劇演出

學習重點

✦ 讓學生自由發揮，練習他們記得的故事內容。

準備教具

✦ 一條長布（當作小河）、幾張綠色的紙（當作草地）、幾件適合怪獸的衣服和裝飾。

- 1 等學生熟悉故事內容，也認真學到各個課堂裡的內容後，就可以開始演出戲劇，演戲對幼兒的學習有很大的幫助。
- 2 演出時必須找人唸旁白（最好是由老師或程度較高的學生唸旁白）。
- 3 放一張桌子，旁邊再放兩張椅子當作橋，地上鋪長布當作河流，用綠色的紙條當作草地。
- 4 學生比較熟悉的情節可以讓他們自己唸台詞，自己發揮。
- 5 讓學生分組輪流演出，強調故事的演出過程，給予學生最大的發揮空間，並讓他們認真聽彼此的演出。
- 6 在演到山羊過橋的劇情時，可以讓學生打拍子：
「trip, trap, trip, trap, trip（踢！踏！踢！踏！踢！）」



A Mini Yoga Story Book



Three Billy Goats Gruff

A story you can read and dance.



This is a goat.

2



It crossed a bridge.

3



The troll is under the bridge.

4



The goat is not scared.

5



He pushed the troll.
The troll fell down.

6