

# 英語閱讀技巧

Success  
With  
Reading

## 完全攻略



作者 Michelle Witte / Zachary Fillingham / Gregory John Bahlmann  
譯者 林育珊 / 劉嘉珮 審訂 Treva Adams / Helen Yeh

二版

# 1



© COSMOS CULTURE LTD

## >> 簡介 Introduction

本套書共分四冊，目的在於培養閱讀能力與增進閱讀技巧；每冊共有 100 篇文章，不僅網羅各類主題，還搭配大量閱讀測驗題，以訓練讀者記憶重點與理解內容的能力。

本書依據不同主題劃分為四大單元。每單元主要介紹一種閱讀攻略。讀者不僅能透過本書文章增進閱讀能力，還能涉獵包羅萬象的知識，包括藝術與文學、動物、歷史、科學和運動等主題閱讀。

### 主要特色

#### • 包羅萬象的文章主題

本書內容涵蓋各類多元主題，幫助讀者充實知識，宛如一套生活知識小百科。囊括主題包括：

社會學	藝術與文學	科學	動物／植物	其他主題	體育
	歷史		健康與人體		
	地理與景點		網路或科技		神祕事件
	文化		科學		
	政治／經濟				
	語言傳播				
	環境保育				
	人物				
	食物				

#### • 全方位的閱讀攻略

本書以豐富的高效率閱讀攻略，幫助讀者輕鬆理解任何主題文章的內容。書中閱讀攻略包括：

## 1 閱讀技巧 (Reading Skills)

幫助你練習瞭解整體內文的技巧。此單元涵蓋以下項目：

### 1 明辨主題 (Subject Matter)

文章主題是文章中最概括的含意。瞭解文章的整體概念，可幫助你理解文中的細節內容。

### 2 歸納要旨 (Main Idea)

文章要旨代表的是文章想傳達的大意，有可能是一種想法或事實。文章要旨通常會以主題論述的方式表達。

### 3 找出支持性細節 (Supporting Details)

支持性細節是作者用來支持文章主題句的說明，例如事實、直喻、說明、敘述、比較、舉例等，或是任何能佐證主題的資訊。

### 4 情節排序 (Sequencing)

瞭解文章內容的事件順序，能培養你整理來龍去脈的能力。當你試著了解資訊順序時，記得尋找 before (之前)、after (之後)、next (接下來)、then (然後)、later (待會)、previously (以前) 等字詞或其他時間標記。

### 5 理解因果關係 (Cause and Effect)

為了完全了解事件始末，重點就是清楚事件的發生原因以及最後結果。事件發生的原因就稱為「因」(cause)，最後結果就稱為「果」(effect)。because of (由於) 和 as a result of (因而) 等片語用於說明「原因」(cause)，as a result (結果，不加 of)、resulting in (因此) 和 so (所以) 等片語則用來說明「結果」(effect)。

### 6 釐清寫作技巧 (Clarifying Devices)

釐清寫作技巧包括瞭解字彙、片語的應用，以及分辨作者用來讓文章大意與支持性細節更加清楚、更引人入勝的寫作方式。有時候，最重要的釐清技巧就是要能分辨文章類型和作者意圖。

### 7 進行推論 (Making Inferences)

「推論」意指運用你已知的資訊，來猜測未知的情況。作者通常會透露訊息，讓讀者能自行推論文意。

## 8 批判性思考 (Critical Thinking)

批判性思考指的是「提問問題」。閱讀的時候，一定要在心裡質疑「為什麼？」(why)、「何地？」(where)、「何時？」(when)以及「如何做？」(how)這幾個問題。針對你所閱讀的資訊，和作者為何選擇透露該資訊而提問，能幫助你建構對文章的看法，以及了解寫作過程。

## 9 分辨事實與意見 (Fact or Opinion)

判斷某種說法是「事實」(Fact)或「意見」(Opinion)，是很好的思考方式。「事實」可經由其他資訊來源來驗證。只要是事實，就有對錯之分。而「意見」是某人對某事物的感覺。因此，你可以不認同他人「意見」，卻無法否認「事實」。

## 2 字彙練習 (Word Study)

能幫助你練習累積字彙量與理解文章新字彙的技巧。本單元涵蓋以下項目：

### 1 同義字 (意義相同的用語) (Synonyms: Words With the Same Meaning)

英文的詞語十分豐富。事實上，許多看似不同的詞語，其實意義都相同。如果你想表達正在享用的冰淇淋很好吃，你可以輕鬆地運用 acceptable (可接受)、excellent (很棒)、nice (很不錯)、pleasing (令人心曠神怡)、super (超讚) 或 amazing (好吃得不得了) 等用語。

### 2 反義字 (意義相反的用語) (Antonyms: Words With Opposite Meanings)

英文的字彙十分豐富，並有許多詞語的意義恰好相反。有些反義字表達出兩種可能性的其一意義，例如 dead (死亡) 和 alive (活著)；也有其他不同變化的詞彙，例如 huge (龐大)、giant (巨大)、big (大) 等詞，都是 small (小) 的反義字。學會越多反義字，你的字彙量就越能有所增進，也能讓寫作內容更加生動有趣。

### 3 依上下文猜測字義 (Words in Context)

如果不認得某字，再怎麼與生字大眼瞪小眼，也無法猜透它的意思。但是如果你瀏覽上下文，也許就能很快意會這詞彙的意思。詞彙的上下文能讓你理解其意義。



### 3 學習策略 (Study Strategies)

幫助你理解文意，並運用文章中不同素材來蒐集資訊，培養查詢資料的基本能力。影像圖表和參考來源等資訊，不會直接呈現出文章的含意，而是以圖片、編號清單、依字母順序編列的清單，和其他方法來展示資訊。本單元涵蓋以下項目：

#### 1 影像圖表 (Visual Material)

表格、圖片、圖表和地圖，比文字更能呈現繁複的資訊，例如事物的關聯性與其模式風格。要理解這類的素材，必須先仔細閱讀標題、查看圖說，然後閱讀表格行列的表頭，以及圖表上的座標軸說明。瞭解影像圖表的版面陳列後，即可解讀所含的資訊。

#### 2 參考來源 (Reference Sources)

字典、百科全書和地圖冊等參考來源，能讓你的閱讀問題迎刃而解。圖示、表格與圖表，能幫助你在閱讀的時候，更快理解複雜的資訊。學會運用內文裡的不同參考來源，可大幅增進整體閱讀理解力。


### 4 綜合練習 (Final Reviews)

以豐富的閱讀素材和推敲式問題，幫助你有效複習學過的內容。此單元的目的在檢視你對本書所提供之學習資訊吸收的程度。為了檢測你理解內文的能力，請務必於研讀前述單元之後，完成最後的綜合練習單元。


#### • 最佳考試準備用書

本書適合初學者閱讀，亦為準備大學學測、指考、多益、托福及雅思等考試的最佳用書。

# 使用導覽 How Do I Use This Book?



- 1-1 Subject Matter
- 1-2 Main Idea
- 1-3 Supporting Details
- 1-4 Sequencing
- 1-5 Cause and Effect
- 1-6 Clarifying Devices
- 1-7 Making Inferences
- 1-8 Critical Thinking
- 1-9



- 2-1 Synonyms: Words With the Same Meaning
- 2-2 Antonyms: Words With the Opposite Meanings
- 2-3 Words in Context
- 2-4 Review Test



## 全方位的閱讀攻略

每單元主要介紹一種閱讀攻略，幫助讀者更加輕鬆理解任何主題文章的內容。



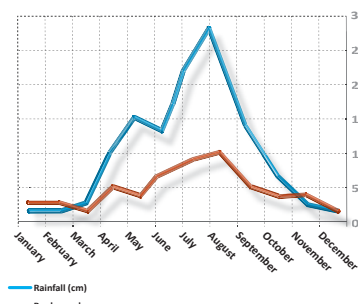
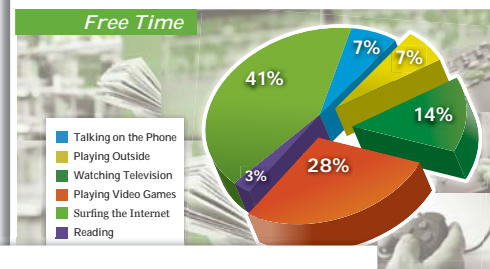
## 包羅萬象的閱讀主題

內容涵蓋各類多元主題，包括藝術與文學、歷史、文化與科學，不僅能充實讀者的知識，亦可加強閱讀能力。



## 琳瑯滿目的彩色圖表

琳瑯滿目的彩色圖表，有助於讀者學習使用圖表，幫助快速理解文章內容，增加閱讀趣味性。



result is a major focus of attention for climate scientists.

**12 DROUGHT**  
Already one of the most widespread and damaging natural disasters, drought is likely to affect more people more severely as temperatures increase.

**16 FLOODING**  
Climate change is likely to increase flooding, and given physical limits to flood adaptation, emissions reductions are needed to prevent unmanageable flooding in the future.

**20 SNOW & COLD**  
Cold and snowy weather attracts media attention and can have an impact on public opinion and concern about a warming world, but it does not disprove climate change.

**24 THE SEASONS**  
A warming world shifts the seasonal activities of plants and animals, with uncertain consequences.

providing a regular opportunity to highlight the impacts of climate change.

**14 El Niño**  
The El Niño/Southern Oscillation (ENSO) involves abnormal warming (and cooling) of the central and eastern Pacific Ocean. It has impact around the globe.

**18 HEATWAVES**  
As average global temperatures increase, we are likely to see more record highs, and fewer record lows. This would make heatwaves longer, more frequent and more intense.

**22 SPECIES EXTINCTION**  
Climate change will likely make a bad situation worse for many species, and could become the main cause of species extinction in the future.

**26 WILDFIRES**  
Wildfires are important to most ecosystems, but higher temperatures can alter natural fire regimes, permanently releasing greenhouse gases and amplifying climate change.

(cc by jwrg)

### Questions

1. On what page would you find information about Arctic ice?

a. 10 b. 11 c. 12 d. 14



### Questions

- The fossils and stone tools in the Gobi Desert have made it \_\_\_\_\_.  
a. cold b. unknown  
c. difficult d. famous
- Why is living in the Gobi Desert difficult?  
a. It has very intense storms. b. It has a long history.  
c. It is really large. d. It has many animals.
- What is frightening about the Gobi?  
a. The Silk Road. b. How fast it is growing.  
c. Its people. d. Its terrible history.
- Why is the Gobi Desert unlike other deserts?  
a. It is covered with rock rather than sand.  
b. It is so harsh to live in.  
c. It has such a long human history.  
d. It is home to many different kinds of animals.
- What caused the Gobi Desert to become a desert?  
a. Temperatures changing rapidly.  
b. The Mongols taking over the area.  
c. Wild animals living in the desert.  
d. The Himalayan Mountains blocking the rain.

## 實用的主題式練習題


每篇文章後均附有五題選擇題，用以檢測閱讀理解能力，並加強字彙認知力。讀者可運用此類練習來有效評估自己的程度，以作自我實力之檢測與提升。





# Unit 1

## Reading Skills



1-1 Subject Matter

1-2 Main Idea

1-3 Supporting Details

1-4 Sequencing

1-5 Cause and Effect

1-6 Clarifying Devices


1-7 Making Inferences

1-8 Critical Thinking

1-9 Fact or Opinion

1-10 Review Test





This unit will help you practice some skills for understanding a text as a whole. The unit covers subject matter, main ideas, supporting details, ordering, cause and effect, clarifying devices, making inferences, critical thinking, and fact or opinion.

The skills covered in these sections will help you understand the message of a text, when events in it occurred, and why things happened. You will also learn how to make educated assumptions about information that isn't included in a text, about how an author feels about a text, about how facts can be used to support opinions, and how details can be used to support main ideas.



## 1-1 Subject Matter

Subject matter is the most general concept of a text. When you read, you start from a large topic and move on to “smaller,” specific details. Subject matter is the large topic that contains the details. Knowing the overall concept of an article helps you understand the details in context.



# 1 A Trip to Yellowstone National Park



1 Taking a trip to Yellowstone National Park is like going back in time. Yellowstone is the world's oldest national park. It was created in 1872, but aboriginal Americans have lived in the Yellowstone region for at least 11,000 years. The park is located mainly in the American state of Wyoming. Yellowstone is huge, covering an area of almost 9,000 square kilometers, with vast forests, sparkling lakes, canyons, rivers, and high mountains. It is called “Yellowstone” because the Yellowstone River flows through it.

5

grizzly bear in  
Yellowstone  
National Park

2 A trip through Yellowstone can show you what America looked like before we human beings arrived. You can see large herds of bison and elk in the park. Not all of Yellowstone's wildlife is harmless. You need to be very careful in Yellowstone: the park is home to wild grizzly bears and wolves. A bear is capable of quickly killing a human and should be avoided. There are also stories of wolves attacking individuals. You should not feed bears or wolves. If you feed a wild animal, then it will be less afraid of humans and more likely to attack you and other people.


10

3 When you visit Yellowstone National Park, make sure to stop and see Old Faithful, one of the park's most amazing sights. Old Faithful is a cone geyser. Although it is not the tallest or the largest, it is the most famous of the over 10,000 natural springs and geysers in the national park. The spectacular geyser shoots boiling hot

15

20





<< a herd of bison in  
Yellowstone National Park



>> natural springs and geysers in  
Yellowstone National Park

water 44 meters on average into the air about every one and a half hours. Imagine seeing that!

- 4 This famous geyser was named “Old Faithful” because of its consistent performance for members of the Washburn Expedition in 1870. Though its average interval of eruptions has lengthened over the years, Old Faithful is still as fantastic and predictable as it was a century ago.

25

## Questions

1. What is this article about?
  - a. A river.
  - b. A group of people.
  - c. A natural area.
  - d. A state.
2. The second paragraph is mostly about \_\_\_\_\_.
  - a. animals in Yellowstone
  - b. Old Faithful
  - c. the age of Yellowstone
  - d. directions to Yellowstone
3. The third paragraph is mostly about \_\_\_\_\_.
  - a. cone geysers
  - b. the Washburn Expedition
  - c. aboriginal Americans
  - d. Old Faithful
4. **Yellowstone** is the name of what two things?
  - a. An aboriginal American and a park.
  - b. A river and a park.
  - c. A park and a geyser.
  - d. A geyser and a river.
5. What would be another good title for this article?
  - a. Seeing Old Faithful for the First Time.
  - b. Going Back in Time at Yellowstone.
  - c. Yellowstone’s Most Dangerous Animals.
  - d. My First Trip to Yellowstone.



Old Faithful  
geyser



## 4-2 Final Review (11)



⧗ Afternoon tea is a small meal typically eaten between 2:00 to 5:00 p.m.

# 91



## Where Elegant Meets Delicious

Afternoon tea refers to a small meal that used to be eaten sometime between 2:00 to 5:00 p.m. in Britain and other Commonwealth countries. It consists of a delicious spread of tiny sandwiches, scones, rolls, meats, and of course tea. People don't "eat" afternoon tea; they "take" it. However, it has been a long time since afternoon tea was widely popular. In modern society, it's hard to take afternoon tea at 2:00 p.m. when you're working a full-time job.

Even though people have stopped taking afternoon tea every day, the custom survives in some parts of the world. Many people view afternoon tea as an elegant meal that only aristocrats and other very rich people used to enjoy. Therefore, it's not rare for a group of friends to go to a fancy restaurant and take afternoon tea on a rainy Sunday afternoon as a special treat.

Hundreds of years ago, it wasn't just rich people who took afternoon tea. Poor people who worked all day took it as well. So why do we think of afternoon tea as such an elegant tradition? The answer may have to do with the origins of the custom.



⧗ finger sandwiches





cup of tea >>



According to legend, afternoon tea was invented by the Duchess of Bedford, one of Queen Victoria's ladies-in-waiting. It seems like the Duchess didn't usually eat lunch, so she would always suffer from "a sinking feeling" of hunger around four o'clock. In the beginning, the Duchess would send for her servants and ask them to bring her tea and snacks. Later, she began sending out invitations to her friends so she wouldn't have to eat her snacks alone. Some of the guests liked these informal gatherings so much that they started organizing their own afternoon tea parties. And just like that, the tradition of afternoon tea was born.

cupcakes >>



## Questions

1. What would you say is the main topic of this article?
  - a. The origin of a well-known British tradition.
  - b. The dining habits of Queen Victoria.
  - c. The lifestyles of the rich and famous in ancient Britain.
  - d. A history of the conflict between Britain and France.
2. This article is about \_\_\_\_\_.
  - a. Queen Victoria
  - b. the Duchess of Bedford
  - c. afternoon tea
  - d. rich people
3. Which of the following is probably true about the Duchess of Bedford?
  - a. She was weak and sick her whole life.
  - b. She secretly hated Queen Victoria.
  - c. She was originally from Spain.
  - d. She was a rich aristocrat.
4. Why do people believe that afternoon tea is very elegant nowadays?
  - a. Because the teacups always used to be made of gold.
  - b. Because the custom was started by a Victorian lady-in-waiting.
  - c. Because afternoon tea is always very expensive at restaurants.
  - d. Because the custom was started by a French king.
5. This article can best be described as a(n) \_\_\_\_\_.
  - a. narrative essay
  - b. biography
  - c. informative essay
  - d. myth

scones





## Unit 1 閱讀技巧

本單元將幫助你練習瞭解文章整體結構的技巧。單元內容包括明辨主題、歸納要旨、找出支持性細節、情節排序、理解因果關係、釐清寫作技巧、進行推論、批判性思考，以及分辨事實與意見。

章節裡所討論的技巧，能幫助你了解文章欲傳達的訊息、事件發生的時間，以及發生的原因。你也能學會依據文章線索，推論未提及的資訊和作者對文章的感想，並且練習用事實來佐證看法，用文章細節來佐證文章主旨。

## 1-1 明辨主題

文章主題是文章內容的最概括要點。我們閱讀的時候，會先掌握「大方向」，再繼續深究特定的「小細節」。而「主題」即為含有這些細節的大方向。了解文章的整體概念，便可幫助你理解上下文中的細節。

## 1. 黃石公園之旅 P. 014

走一趟黃石公園之旅，就好像重返過去的時光。黃石公園是全世界最古老的國家公園，創立於 1872 年。美國原住民住在黃石公園地區內，已有至少一萬一千年之久。這座公園主要座落在美國懷俄明州境內，占地廣大，涵蓋的範圍將近 9,000 平方公里，擁有廣大的森林、明媚的湖泊、峽谷、河流和高山峻嶺。而它之所以稱為「黃石」，是因為「黃石河」貫穿其中。

一趟黃石之旅，可以體驗到美國在未有人跡前的樣貌。你可以在公園裡看到一大群野牛和麋鹿，不過並非所有園中野生動物都是溫馴沒有攻擊性。你可得小心，黃石公園是野生灰熊和狼的棲息地，而熊有瞬間致人於死的能力，必須盡量避開。狼群攻擊人的傳聞也時有所聞，千萬不可以餵食熊或狼，因為這樣會讓牠們變得不怕人類，攻擊你或其他人的可能性也會相對提高。

如果你去參觀黃石公園，一定要拜訪園中最令人嘆為觀止的老忠實噴泉（Old Faithful）。老忠實噴泉是一座錐形的間歇性噴泉，在園內超過 1 萬座天然泉和間歇泉當中，它並非最高或最大的，卻是最富盛名的。這個壯觀的噴泉大約每一個半小時就會向空中噴出平均 44 公尺高的滾燙泉水。想像一下那番情景吧！

這個著名的間歇噴泉因為規律且反覆地噴出泉水，在 1870 年，華士本探險隊的成員便將之命名為「老忠實」。雖然它間歇性的平均噴發時間已逐年延長，但老忠實仍如一世紀前那樣美麗壯觀，如期噴出泉水。

## 2. 令人驚奇的蝴蝶 P. 016

我的麥特叔叔過去常收集蝴蝶，他會把捕捉到的蝴蝶陳列在書房的玻璃箱中。這些美麗的有翅昆蟲常令我嘆為觀止。如今我的其中一個嗜好，就是在野外看著蝴蝶自由地飛翔，欣賞牠們多姿的翅膀，和優美的飛行所構成的不同圖案。

麥特叔叔告訴我許多關於蝴蝶的趣事。舉例來說，他告訴我蝴蝶有四隻翅膀，而不是兩隻；牠們拍動翅膀的速度比很多其他昆蟲還慢，但這也表示牠們能夠飛得比較遠。夏天時，蝴蝶可以一天連飛 24 個小時，飛越日不落的北極圈。許多蝴蝶會進行長距離的遷移，例如，帝王斑蝶能在一年內飛行 4,000 到 4,800 公里，從墨西哥飛到美國北方。

成蝶不會再長大，也不能咀嚼食物，因為牠們沒有嘴巴，只有一根長長、像細吸管一樣的虹吸管，蝴蝶用這個長「吸管」從潮濕的地面吸取水分，並且主要以花蜜為食。有些蝴蝶會從花粉、樹汁、腐爛的水果、糞肥和濕土裡已分解的礦物中獲取養分。蝴蝶也很嬌弱，在暴風雨來襲時，牠們必須在樹林或灌木叢中躲雨，否則可能會喪命。

今日，全世界共有超過一萬五千種蝴蝶。可惜這個數量正在逐漸減少當中。汙染與棲息地的流失，使得蝴蝶的數量越來越少。